






Empirical Research Article

Research Progress and Development of Technology in Tourism Research: A Bibliometric Analysis

Lina Zhong^{a,*} , Mengyao Zhu^a, Sunny Sun^b , and Rob Law^c 

^aInstitute for Big Data Research in Tourism, Beijing International Studies University, Chaoyang district, Beijing, China

^bCollege of Asia Pacific Studies, Ritsumeikan Asia Pacific University, Oita, Japan

^cSchool of Hotel & Tourism Management, The Hong Kong Polytechnic University, Kowloon, Hong Kong SAR, China

Abstract

The interaction between technology and tourism has been a dynamic research area recently. This study aims to review the progress and development of technology in tourism research via a bibliometric analysis. We derive the source data from the Web of Science (WoS) core collection and use CiteSpace for bibliometric analysis, including countries, institutions, authors, categories, references, and keywords. The analysis results are as follows: i) The number of published articles on the role of technology in tourism has increased in recent years. ii) Technology-related articles in tourism are abundant in *Tourism Management*, *Journal of Travel Research*, and *Annals of Tourism Research*. iii) The countries with the most contributions are China, the US, and the UK. The most active institutions are the Hong Kong Polytechnic University, University of Central Florida, Bournemouth University, University of Queensland, and Kyung Hee University. iv) The reference analysis results identify eight extensively researched topics from the most cited papers, and the keyword burst analysis results present an emerging trend. This study identifies the effect and development of technology in tourism research. Our findings provide implications for researchers about the current research focus of technology and the future research trend of technology in the tourism field.

Keywords

technology, tourism; visualization; CiteSpace; bibliometric analysis

1. Introduction

In tourism, technology is a catalyst for development as it determines the strategy and competitiveness of tourism destinations (Buhalis & Law, 2008). With the advancement of technology, smart tourism has developed dramatically, which led to various possibilities. In tourism research, scholars paid close attention to the application of different technologies, such as cloud computing (Zhou, Xu, & Kimmons, 2015), big data (Yang et al., 2020), artificial intelligence (AI; Li, Bonn, & Ye, 2019), robot (Zhong, Yang, Rong, & Li, 2020), augmented reality (AR; Poux, Valembos, Mattes, Kobbelt, & Billen, 2020), and virtual reality (VR; Fang & Lin, 2019). Their efforts have created a new development space and provided powerful technical wisdom for the current tourism industry.

Reviewing literature is critical to understand the topic in-depth in the academic field (Tranfield, Denyer, & Smart, 2003). The unprecedented growth of knowledge caused by the development of information technology makes it difficult for academic researchers around the world to be informed of the specific knowledge in a certain topic. Being faced with the rapid growth of massive literature, it is not easy for academic researchers to understand research progress accurately and timely only through traditional manual retrieval methods. As a result, how to grasp and understand the knowledge structure and evolution process of a certain research field in a scientific,

efficient and intuitive way has been become necessary and important for both academic researchers and industry practitioners.

Bibliometric analysis is originated from the field of library and information science. Driven by the rapid development of computers and Internet, bibliometric analysis has gradually attracted the attention from the scientific community (Bar-Ilan, 2008). Bibliometric analysis can be conducted in many different ways such as analyzing bibliographic data with quantitative network analysis to identify the structure of research (Dzikowski, 2018). Scientific knowledge mapping, in a form of new development of scientific metrology and informetrics, can reflect the complex domain of modern science and technology knowledge through data mining, information processing, and graph drawing. Scientific knowledge can assist researchers in understanding the position of their research in a certain research field and make it easier for them to find new research trends/topics in an effective way (Liu, Chen, & Hou, 2008).

Many studies focusing on specific technologies in the hospitality and tourism have been published in recent years (Mariani, Baggio, Fuchs, & Höepken, 2018; Poux et al., 2020; Shao, Chang, & Morrison, 2017; Tussyadiah, 2020; Yang & Chew, 2020). However, a comprehensive overview of technology development in tourism using bibliometric and knowledge mapping methods is still limited. Hence, the present study applied bibliometric analysis and used the knowledge mapping tool CiteSpace to

*Corresponding author:

Lina Zhong, Institute for Big Data Research in Tourism, Beijing International Studies University, Beijing, China

E-mail address: zhonglina@bisu.edu.cn

Received 30 January 2021; Received in revised form 28 February 2021; Accepted 17 March 2021

analyze and explore technology development in tourism over the past 30 years (1991–2020) visually by answering the following research questions. i) What are the discipline distribution and main source journals relating to technologies in tourism research? ii) Which are main contributors of relevant research field in terms of countries, organizations, and authorship? iii) What are the critical research works and their knowledge foundation in this field? and iv) What are the research hotspots and emerging trends in this area?

2. Literature Review

2.1 Cloud Computing and Big Data in Tourism Research

Cloud computing and big data have become significant parts of modern systems, especially in information processing and intelligent analytics (Dong, Wu, & Gao, 2019). In recent years, big data have provided opportunities in many research fields. However, the storage, transmission, and mining of large amounts of data pose challenges to the current technical foundation. With the development of parallel computing and distributed computing, cloud computing has offered basic technical support concerning problems brought by shared computing resources (Yang, Huang, Li, Liu, & Hu, 2017). In particular, cloud computing has spawned a series of big data processing tools, such as GFS (Ghemawat, Gobioff, & Leung, 2003), BigTable (Chang et al., 2008), and MapReduce (Dean, Ghemawat, & Mehta, 2008), which provide powerful technical support for the efficient processing of big data. In tourism research, the content of cloud computing and big data mainly includes: predicting the development of different hotels (Li, Lu, Xu, & Sun, 2020), exploring the information fusion in the intelligent park (Yu, Song, & Zhang, 2019), monitoring tourist flow in scenic spots (Qin et al., 2019), analyzing and predicting the popularity of tourist destinations (Chen, Law, Xu, & Zhang, 2020), managing tourist destinations using data mining techniques (Zhang & Dong, 2021), reflecting tourists' views on the services through mining tourism blog data (Shao et al., 2017), and designing real-time route recommendation systems for tourists (Mehmood, Ahmad, & Kim, 2019). Smart tourism depends on big data, and the ultimate goal is to extract information from big data for accurate smart tourism planning (Gretzel, Sigala, Xiang, & Koo, 2015). By collecting, analyzing, and interpreting the big data, smart tourism management can provide personalized experiences for tourists (Buhalis & Amaranggana, 2015).

2.2 AI in Tourism Research

For tourists to experience world-class tourism, the tourism industry needs to provide various artificial services to meet their physiological, psychological, and social needs. AI offers personalized services to users, and at present, researchers in the field of tourism and hospitality started to investigate AI, robotics, and other related fields (Tussyadiah, 2020). They mainly focused on AI applications in tourism and the possible development direction and influence of AI on tourism in the future (Ivanov & Webster, 2020; Murphy, Gretzel, & Pesonen, 2019; Murphy, Hofacker, & Gretzel, 2017; Tung & Law, 2017). In smart tourism research, Tsaih and Hsu (2018) provided a conceptual framework for digital management strategy. Wang Kumar, et al. (2020) discussed the capabilities of 5G and AI in realizing the potential of the Internet of Things for smart tourism. Murphy et al. (2019) proposed 11 robot capabilities that can influence anthropomorphism and eventually shape HRI (Human–Robot Interaction). In summary, efficient data collection based on 5G technology and intelligent data processing using AI technology will be of great significance to the development of intelligent tourism technology (Wang Kumar, et al., 2020).

2.3 VR and AR in Tourism Research

In recent years, the rapid development of VR and AR technology has provided highly immersive interactive operations. They offer new ways to present the information required by users in multiple spatial and temporal dimensions. Thus, they have great potential application for the further development of tourism (Gretzel, Zhong, & Koo, 2016). VR technology can create an interactive experience, providing users a strong sense of immersion (Hemanth, Kose, Deperlioglu, & de Albuquerque, 2020). AR allows different interaction styles, which can trigger curiosity and interest from a user-centered perspective (Galatis, Gavalas, Kasapakis, Pantziou, & Zaroliagis, 2016). When VR and AR just began to develop, their application was mainly for gaming and entertainment (Zyda, 2005). After a few years, many academic and industrial fields started to explore deeper needs to solve real-world problems (Guttentag, 2010; Ong & Nee, 2013). In tourism research, Guttentag (2010) suggested that VR offers opportunities to tourism researchers and professionals in several directions, including planning and management, marketing, education, accessibility, and heritage preservation. Regarding application, Paliokas et al. (2020) proposed an AR quiz game designed to increase the time museum visitors interact with artifacts, which offered a playful way to gain knowledge and travel in a 3D space.

3. Methodology

3.1 Data Sources

The selection of databases is a crucial issue in bibliometrics research (Martens, Lacerda, Belfort, & de Freitas, 2016). Thomson Reuters developed Web of Science (WoS), an accurate, prestigious, and well-known database providing widely accepted high-quality scientific publications (Olawumi & Chan, 2018). Thus, this study used the WoS core collection database. The citation database was set as SCI-EXPANDED, SSCI, A&HCI, CPCI-S, CPCI-SSH, and ESCI, as the sample data source determines the reliability of the data retrieved.

This study focused on different technologies, including cloud computing, big data, the Internet, AI, and VR and AR technology, as previously mentioned in Section 2. The data retrieval strategy used for the search included the following terms: (TI = ["tourist*" OR "tourism" OR "traveler*" OR "travel" OR "hotel*" OR "restaurant*" OR "hospitality"]) AND (TS = ["smart*" OR "technology*" OR "digital" OR "cloud computing" OR "big data" OR "web*" OR "online" OR "Internet" OR "artificial intelligence" OR "robot*" OR "virtual reality" OR "augmented reality"]). To ensure the sample accuracy, we defined the retrieved results by document types, including "ARTICLE," "PROCEEDINGS PAPERS," and "REVIEW." We excluded the papers written in languages other than English and then saved and output the retrieved results in text format. Each document contained authors, institutions, keywords, abstract, date, references, and other related information for analysis. We collected the data in January 2021, with an initial data retrieved of 12,447 articles from WoS. However, only find only a few publications could be found from 1958 to 1990 (i.e., fewer than one publication each year). Thus, data were retrieved from 1991 to 2020, with a total of 12,422 articles. Specifically, through adopting "Duplicates Removal" function in CiteSpace, duplicated articles were discarded. In addition, "Article," "Review" and "Proc" functions were selected to clean the data. As a result, 12,422 articles were reserved for further analysis.

3.2 Analytical Tools

Many science mapping tools, including VOS viewer (Nazir et al., 2021; Ye, Ye, & Law, 2020), CoPalRed (Bailón-Moreno,

Jurado-Alameda, & Ruiz-Baños, 2006), Gephi (Johnson & Samakovlis, 2019), and CiteSpace (Fang, Yin, & Wu, 2018; Yang et al., 2020), have been available for bibliometric analysis. CiteSpace detects the emerging trends and abrupt changes in the scientific literature (Chen, Hu, Liu, & Tseng, 2012). Thus, it can present the panorama and reorganization of knowledge structure intuitively. On this basis, we employed CiteSpace 5.7.R1 to analyze categories, countries, institutions, authors, references and keywords, and research hotspots. We used the following parameters: Period: 1991–2020, Time Slice Length = 5; Node Type: Option based on analysis; Selection Criteria: Top 48 per slice; Pruning: Pathfinder, pruning sliced networks, and the merged network; others were default settings. More detailed parameters are available at the upper left corner of each knowledge map.

4. Analysis and Results

4.1 Annual Publication Trend

On the basis of the retrieved data, the analysis covered articles published from 1991 to 2020. Figure 1 is a bar chart showing the annual publication trend of related studies. The tendency of annual publications showed an upward trend from 1991 to 2020. Specifically, the increased rate of publications was stable from 1991 to 1997. From 1997 to 2007, the number of publications gradually increased. From 2008 to 2020, the number of publications grew quickly, indicating that tourism technology was a hot topic in the past 12 years. The number of tourism publications has grown rapidly since 2008 could be attributed to the rapid development of ICTs (Information and communication technologies) such as smart phones (late-2000s) and social media platforms (mid-2000s). In addition, service delivery in the tourism industry in 2008-2020 experienced the shift from electronic service (e-service) to mobile service (m-service) (Leung, 2019). As a whole, the span of the identified records was 30 years. They included 8,005 articles, 3,866 proceedings papers, and 545 review papers, as shown in the database. The concise statistic presented a general overview from final retrieval results, providing researchers an understanding of the overall trend of tourism technology development.

4.2 Category Analysis

The purpose of this section is to identify the major disciplines involved in tourism research in order to provide an overall picture of technology development of tourism research. Following the discipline system of WoS, one publication might cover one or more fields. Thus, the number of publications may be more than the number of total recorded publications every year. The 12,416 articles about technology in tourism research could be divided into 222 research directions to show the interdisciplinary characters. Figure 1 presents the trend of article output in the top 10 WOS categories from 1991 to 2020 with more than 735 publications. The stacking area map shows the emerging trend of every research area in each year. Figure 2 provides more detailed information about the number of publications every year in each category. Most studies belonged to Hospitality, Leisure, Sport, and Tourism, with 4,106 articles accounting for 31.74%. Moreover, Management (1,837; 14.20%), Business (1,107; 8.56%), Information Systems under Computer Science (1,044; 8.07%), Environmental Studies (898; 6.94%), Theory and Methods of Computer Science (864; 6.68%), Electrical and Electronic Engineering (802; 6.20%), Transportation Science and Technology (797, 6.16%), Economics (745, 5.76%), and Transportation (735, 5.68%) also contributed to this field. From 2005, the number of publications from these ten research areas has increased gradually. In 2020, most published articles were about Hospitality, Leisure, Sport, and Tourism (766), Environmental Studies (201), and Management (218). In 2019, most studies belonged to Information Systems under Computer Science (128), Theory and Methods of Computer Science (128), and Economics (96). In 2018, studies focusing on Business (131), Transportation (99), and Transportation Science and Technology (97) were rampant. In 2017, papers published in Electrical and Electronic Engineering (98) reached the highest number of publications in 30 years. In general, from 2017 to 2020, the number of studies in each of the above areas was the highest. Relevant studies about tourism technologies were extended to business, management, computer science, environment, economics, and transportation, showing the characteristics of multi-direction integration and human-oriented orientation.

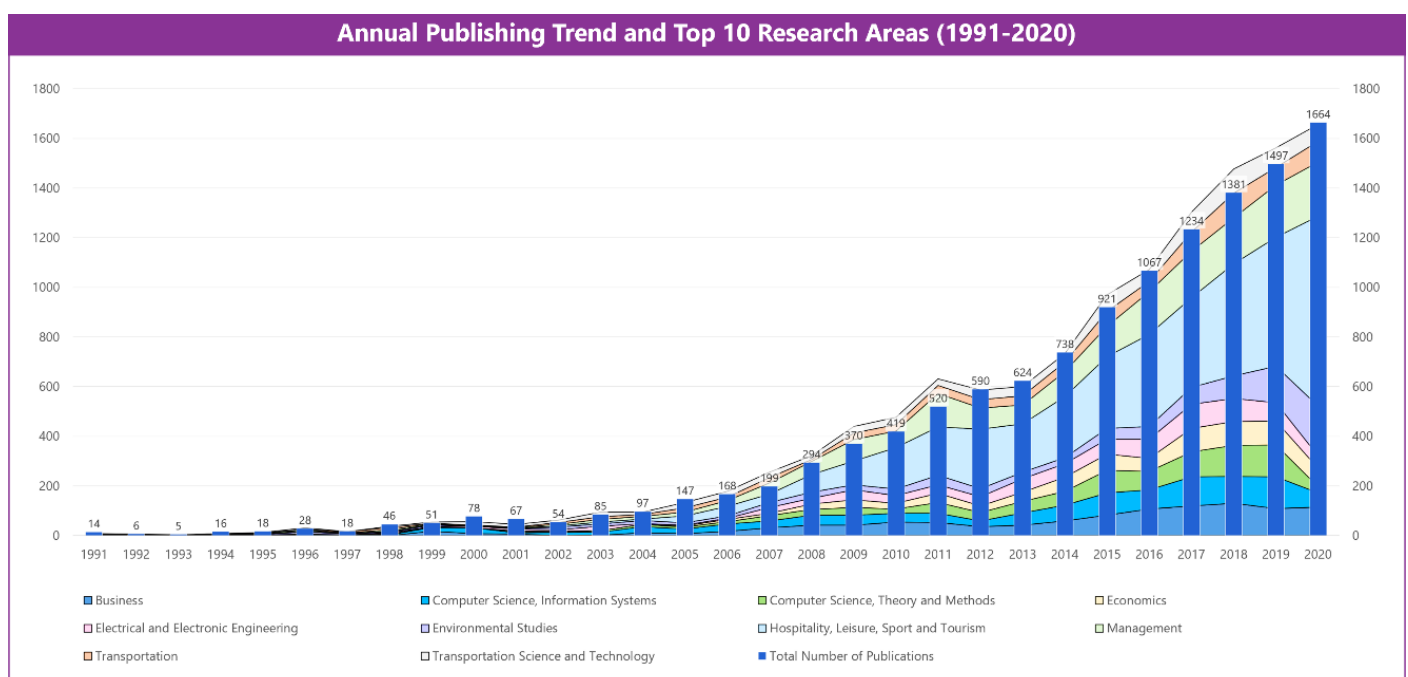


Fig. 1. Annual publishing trend and annual article output in the top 10 WOS categories (1991–2020)

No	Categories	Year																			Total												
		1991	1992	1993	1994	1995	1996	1997	1998	1999	2000	2001	2002	2003	2004	2005	2006	2007	2008	2009		2010	2011	2012	2013	2014	2015	2016	2017	2018	2019	2020	
1	Hospitality, Leisure, Sport and Tourism	0	0	0	1	3	4	2	3	3	1	1	5	8	6	28	39	34	70	96	166	195	240	196	245	290	372	362	451	519	766	4106	31.74%
2	Management	0	0	1	1	3	4	2	6	4	0	3	6	11	11	15	24	46	53	87	67	135	85	76	101	122	172	187	186	211	218	1837	14.20%
3	Business	2	0	0	4	0	0	0	1	17	8	7	1	2	11	8	18	32	43	43	54	53	36	42	60	82	108	120	131	109	115	1107	8.56%
4	Computer Science, Information Systems	0	1	1	0	1	3	3	3	16	23	5	12	12	25	19	29	27	39	39	36	37	24	50	63	90	77	117	107	128	57	1044	8.07%
5	Environmental Studies	1	0	0	1	3	7	5	3	6	0	2	12	10	12	9	9	20	26	20	27	39	32	25	26	44	51	68	92	147	201	898	6.94%
6	Computer Science, Theory and Methods	0	0	0	0	1	2	0	2	0	1	4	2	7	9	8	10	22	23	31	17	44	34	46	56	92	74	100	126	128	25	864	6.68%
7	Electrical and Electronic Engineering	1	1	0	1	1	2	0	4	2	5	8	6	16	4	3	5	22	23	39	30	33	37	55	53	60	76	98	92	75	50	802	6.20%
8	Transportation Science and Technology	1	2	1	0	1	5	0	5	5	14	11	9	18	10	22	23	22	15	25	30	26	39	38	35	67	49	80	97	79	68	797	6.16%
9	Economics	1	1	0	0	0	0	0	1	1	0	3	2	0	0	5	8	10	22	32	24	37	26	37	57	64	53	95	96	96	74	745	5.76%
10	Transportation	2	2	0	0	0	4	4	10	1	4	2	7	11	7	17	13	21	8	27	26	32	34	36	38	59	41	77	99	70	83	735	5.68%

Fig. 2. Distribution of major disciplines from 1991 to 2020

4.3 Journal Analysis

Academic journals are important outlets for research dissemination in a certain research field. Through the analysis of the source journals, the core journals in this field can be found, which can assist researchers to be informed of the research scope and research goal efficiently (Zhao, Tang, & Zou, 2019). We analyzed the most active journals and their impact (five years), as shown in Figure 3. *Tourism Management* accounted for the most senior research with 346 articles and the highest number of 5,314 citations. The second most prolific journal is *Journal of Travel Research* (3,412), followed by *Annals of Tourism Research* (3,351). Our findings confirmed that journals with high impact factors might have high quotation frequencies. Most journals were from Elsevier Ltd. in the UK and SAGE Publications Ltd. in the US.

4.4 Country Collaboration Networks

As the number of national publications can reflect a country's contribution to the research field, country collaboration networks were analyzed. Figure 4 presents the network of collaborating countries consisted of 66 nodes and 64 links between 1991 and 2020. The thinness of the links between countries implies the level of cooperation. The top 10 countries listed on the right-hand side made the major portion of contributions. From 1991 to 2020, Chinese institutions contributed the most to this research field, with 2,968 published articles. However, its centrality was less than in other countries. The US was the second-largest contributor, with 2,472 papers published, followed by England (852), Spain (805), and Australia (709). Except for China, the major nodes in Asia were South Korea (371), India (295), and Malaysia (291), ranking 7th, 9th, and 10th in publication counts. European countries made significant connections with other countries, such as England, Spain, and Italy, as shown by the links in Figure 4.

Top 10 Active Journals			
Tourism Management 5314 Frequency	21.16% %	9.24 IF	1 Rank
Journal of Travel Research 3412 Frequency	13.58% %	7.81 IF	2 Rank
Annals of Tourism Research 3351 Frequency	13.34% %	8.12 IF	3 Rank
International Journal of Hospitality Management 2564 Frequency	10.21% %	7.78 IF	4 Rank
Journal of Business Research 1943 Frequency	7.74% %	5.48 IF	5 Rank
Journal of Marketing 1857 Frequency	7.39% %	9.92 IF	6 Rank
Journal of Travel and Tourism Marketing 1829 Frequency	7.28% %	3.94 IF	7 Rank
Journal of Marketing Research 1784 Frequency	7.10% %	7.81 IF	8 Rank
International Journal of Contemporary Hospitality Management 1666 Frequency	6.63% %	6.23 IF	9 Rank
Computers in Human Behavior 1396 Frequency	5.56% %	5.70 IF	10 Rank

Fig. 3. Top 10 active journals based on the frequency of citations

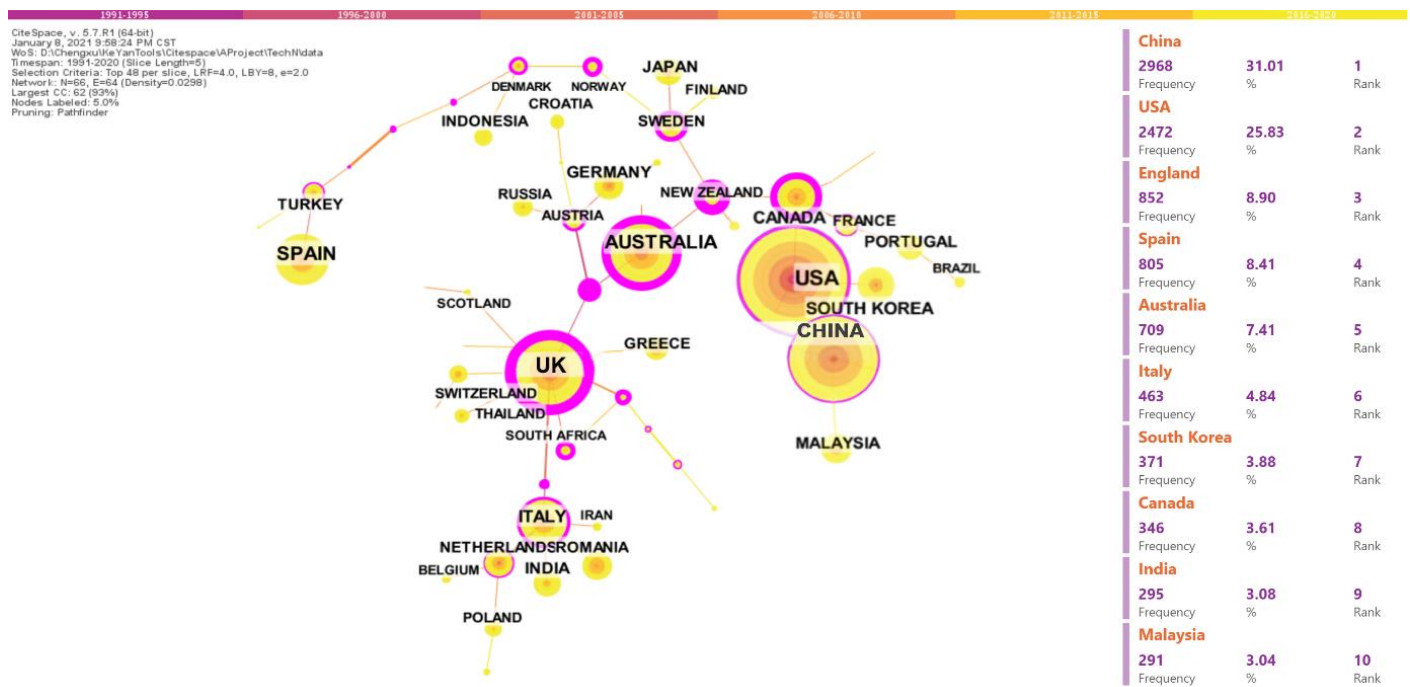


Fig. 4. A visualization of the country collaboration networks and top 10 contributing countries

4.5 Collaboration Network of Different Institutions

As cooperation between/among institutions is a key to promote the overall strength of the academic organizations and it is also a critical way to realize complementary scientific research resources for knowledge sharing, which the analysis results can reflect the research status in a certain field (Gu, Li, Li, & Liang, 2017). Figure 5 is a collaboration network, with 178 institutions and 98 collaboration links between 1991 and 2020. The top 10 institutions with the most contributions to the total outputs are presented on the right-hand side of Figure 5. With 404 publications, the Hong Kong Polytechnic University topped the list, followed by the University of Central Florida (145), Bournemouth University (102), University of Queensland (99), and Kyung Hee University (95). China was the top contributor in related fields with two institutions (the Hong Kong Polytechnic University and Sun Yat-sen University, ranking 1st and 9th, respectively). The list also includes three institutions from the US (University of Central Florida, Pennsylvania State University, and the University of Nevada, ranking 2nd, 8th, and 10th, respectively), two institutions from the UK (i.e., Bournemouth University and the University of Surrey), and two institutions from Australia (i.e., the University of Queensland and Griffith University). The contribution of institutions was in direct proportion to the contribution of countries.

4.6 Author Contribution Analysis

The author analysis is considered an effective way to learn the connections between academic organizations and to figure out the main contributors in a certain field. Figure 6 is an author collaboration network of contributions to tourism technology, with 309 authors and 214 collaboration links. The top 10 authors based on frequency are displayed on the right-hand side of Figure 6. The results show that Rob Law contributed the most to the field of tourism research about technology. His affiliation is School of Hotel and Tourism Management, the Hong Kong Polytechnic University, focusing on information and

communications technology research in hospitality and tourism (Law, Leung, & Chan, 2019; Leung, Law, van Hoof, & Buhalis, 2013) and mobile technology in hospitality and tourism (Chen et al., 2020). Dimitrios Buhalis is one of the major scholars who focused on electronic tourism (e-tourism; Buhalis & Law, 2008; Buhalis & Wagner, 2013) and smart tourism and hospitality (Buhalis & Amaranggana, 2015; Buhalis & Leung, 2018). Buhalis is the director of the e-Tourism Lab at Bournemouth University in the UK. Ulrike Gretzel is a notable author in smart tourism and hospitality research. Her research focus includes smart tourism development (Gretzel et al., 2015), smart destination brands (Gretzel & Collier de Mendonça, 2019), and e-tourism (Gretzel et al., 2020). Most authors in the top 10 list have affiliations in the department/school relating to the tourism, management, and marketing, associated with institutions in Figure 6. Indeed, the authors in the top 10 list have close research collaborations in tourism.

4.7 Reference Analysis

To acquire the knowledge foundation of relevant research, we adopted co-citation analysis to show the fundamental research achievements in different periods. The nodes are labeled, as shown on the left-hand side of Figure 7. It includes the name of the first author and the publication year of the article. The top 10 article nodes with significant academic influence are shown on the right-hand side. On the basis of the keywords and the number sorted in Figure 7, the most cited papers covered the following eight topics: i) Word-of-mouth (Number 3, 7, 8, 9, and 10), ii) Online reviews (Number 3, 8, and 9), iii) User-generated content and big data (Number 5, 6, and 10), iv) Social media (Number 2, 4, and 10), (v) Marketing (Number 1, 2, 7), (vi) Web and Internet (Number 1 and 4), (vii) Travel choice and consumer choice (Number 3 and 8), and (viii) Online bookings/Hotel bookings (Number 3 and 5). To some extent, these topics can reflect the research focus in this field. In general, the top 10 articles are mainly review articles (1, 4, and 9) and articles that studied the effect of technology on tourism (2, 3, 5, 7, and 8).

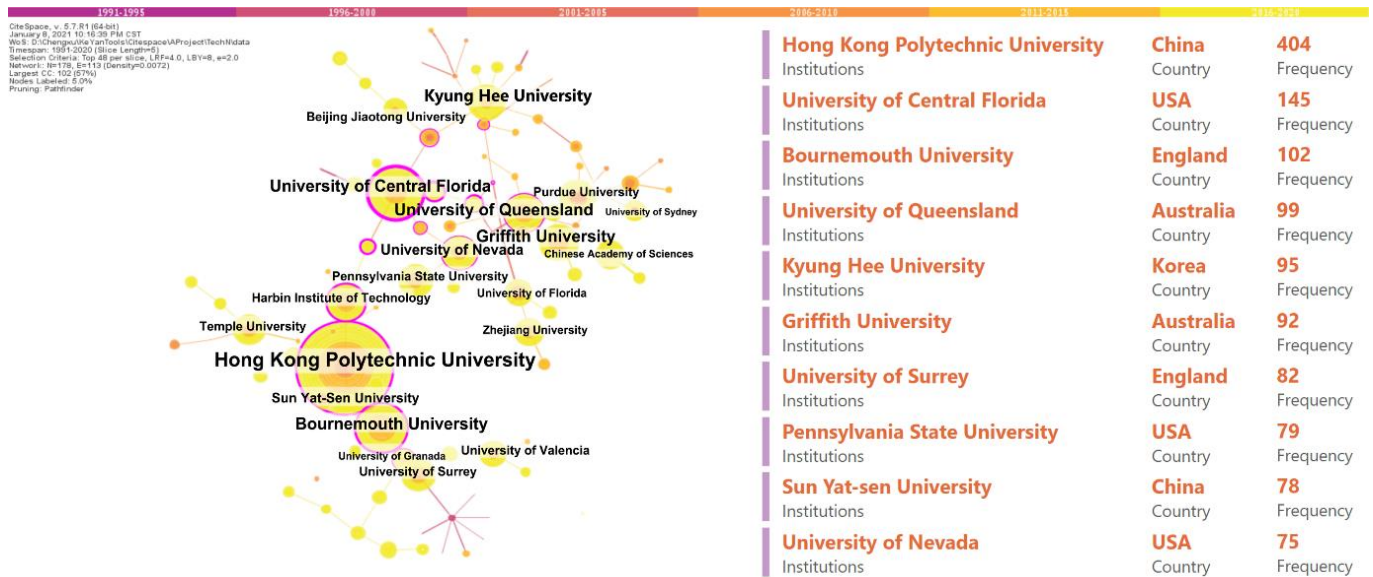


Fig. 5. A visualization of the institution collaboration network

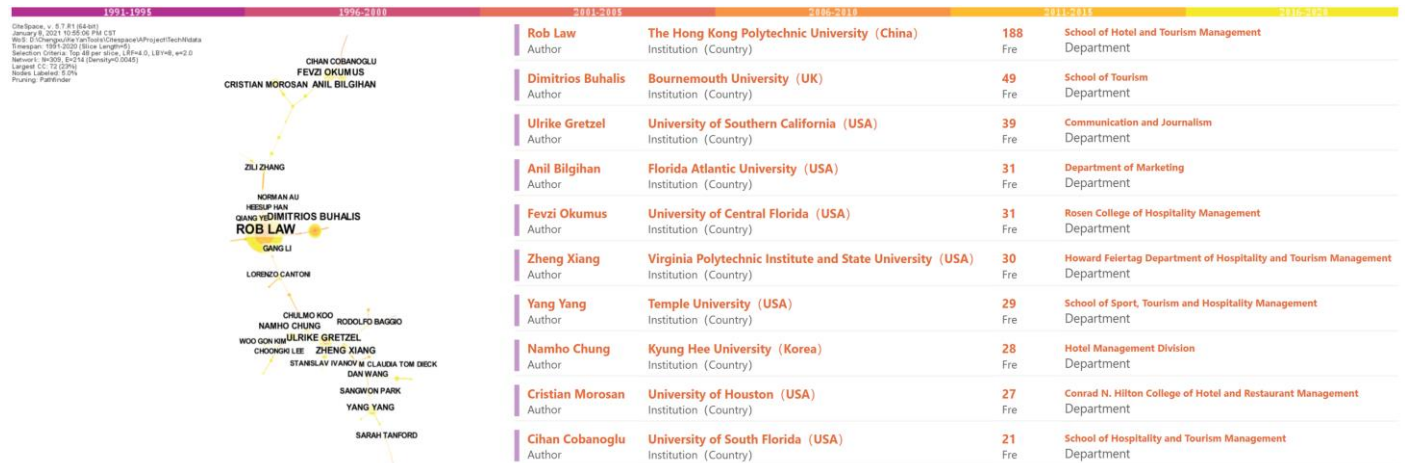


Fig. 6. Visualization of author collaboration network and the top 10 authors

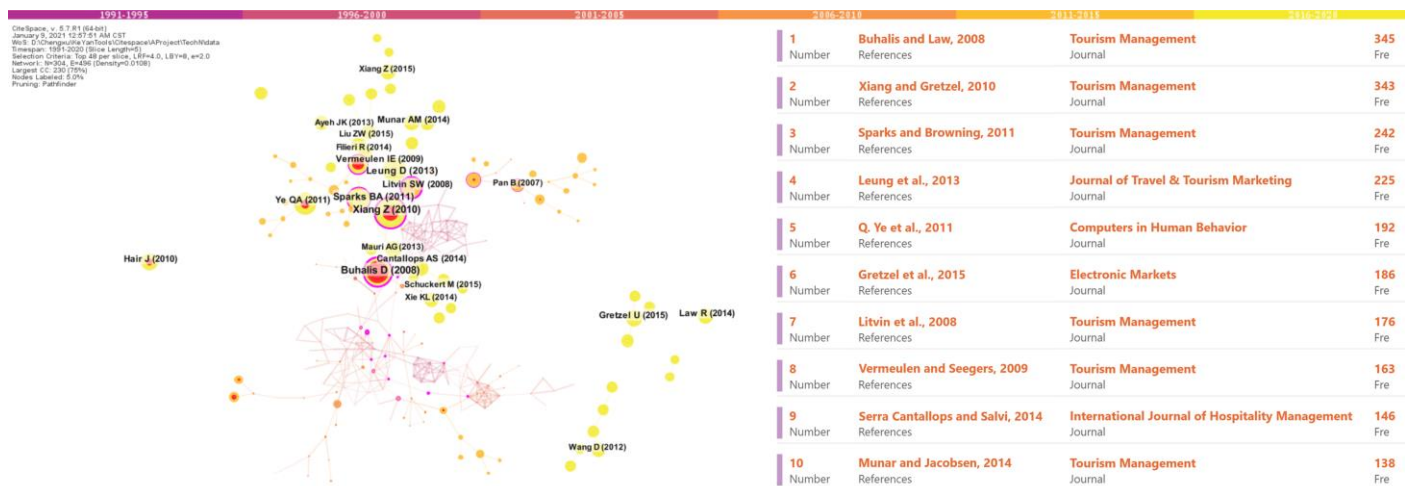


Fig. 7. Visualization of co-citation network and top 10 most cited papers with frequency

- 1* Progress in information technology and tourism management: 20 years on and 10 years after the Internet—The state of e-Tourism research (Buhalis & Law, 2008).
- 2* Role of social media in online travel information search (Xiang & Gretzel, 2010).
- 3* The impact of online reviews on hotel booking intentions and perception of trust (Sparks & Browning, 2011).
- 4* Social Media in Tourism and Hospitality: A Literature Review (Leung et al., 2013).
- 5* The influence of user-generated content on traveler behavior: An empirical investigation on the effects of e-word-of-mouth to hotel online bookings (Ye, Law, Gu, & Chen, 2011).
- 6* Smart tourism: Foundations and developments (Gretzel et al., 2015).
- 7* Electronic word-of-mouth in hospitality and tourism management (Litvin, Goldsmith, & Pan, 2008).
- 8* Tried and tested: The impact of online hotel reviews on consumer consideration (Vermeulen & Seegers, 2009).
- 9* New consumer behavior: A review of research on e-WOM and hotels (Serra Cantallops & Salvi, 2014).
- 10* Motivations for Sharing Tourism Experiences Through Social Media (Munar & Jacobsen, 2014).

4.8 Research Hotspots and Emerging Trend Based on Keyword Burst Analysis

Figure 8 displays the top 40 keywords with the strongest citation bursts. Among them, keywords with the longest citation bursts period are “design” (2001–2014, 14 years), “Internet” (2000–2013, 14 years), “system” (1996–2008, 13 years), “e-commerce” (2001–2013, 13 years), and “GIS” (1998–2010, 13 years). From 1996, keywords with strongest citation bursts began to show, including “knowledge management,” “web,” “e-business,” “China,” “Internet marketing,” “semantic web,” “ease,” “consumption,” and “sustainable tourism.” Starting from 2004, “travel agency,” “e-tourism,” and “network” started to burst. “Smart tourism,” “review,” and “big data” are the most recent hot topics discussed by authors in tourism and hospitality research concerning technologies with high citation burst, as shown in Figure 8. Moreover, the burst time is associated with the most cited articles shown in Figure 8 for tourism technology (Gretzel et al., 2015; Leung et al., 2013; Serra Cantallops & Salvi, 2014).

Figure 9 is a timeline generated to visualize the co-occurring

keywords from 1991 to 2020. Each node represents cited keywords, and the links show the keyword co-citation relationships. To produce a unique result and wide coverage, we used log-likelihood ratio (LLR) as one of the three algorithms (LSI, LLR, and MI) in CiteSpace (Jin, Ji, Li, & Yu, 2017). To generate high-quality clustering with intra-class similarity and inter-class similarity, we deemed the LLR test suitable for our study (Wang, Ma, et al., 2020). On the top of Figure 9, the gradual color pattern indicates a change between each time slice. The deep purple represents the beginning of the study (1991–5), and the yellow color on the right-hand side denotes the end of the study period (2016–20). In the analysis, we screened the top 13 largest clusters. The results showed the top 13 clusters, including “#0 big data,” “#1 hotels,” “#2 information technology,” “#3 teleworking,” “#4 website,” “#5 reliability,” “#6 online reviews,” “#7 trust,” “#8 loyalty,” “#9 online puncher,” “#10 system,” “#11 managers perceptions,” and “#12 consumption.” The sequence of the clusters and the time of nodes shown on every horizontal axis intuitively present the rise and fall of specific research content.

Top 40 Keywords with the Strongest Citation Bursts

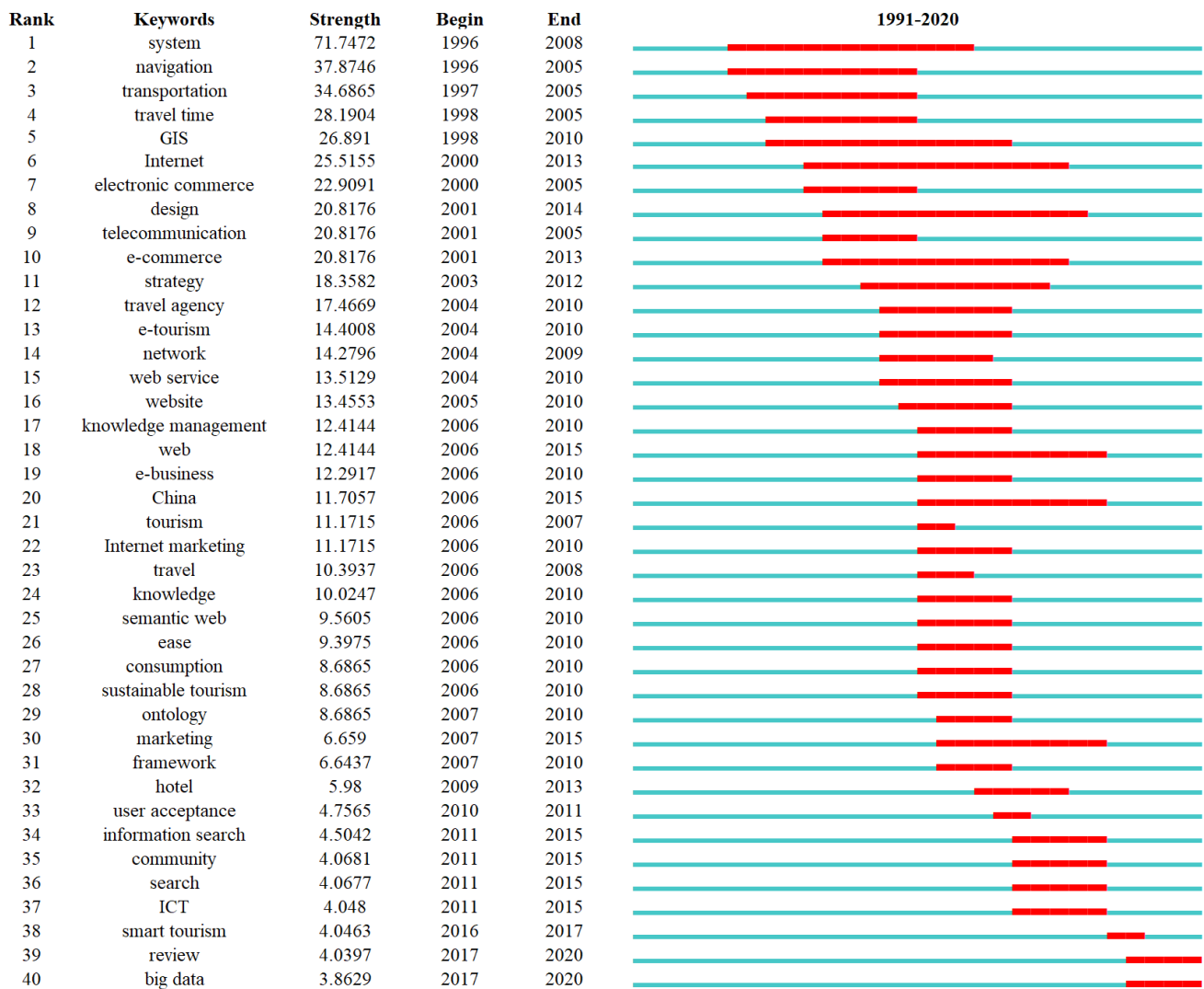


Fig. 8. Top 40 keywords with the strongest citation bursts

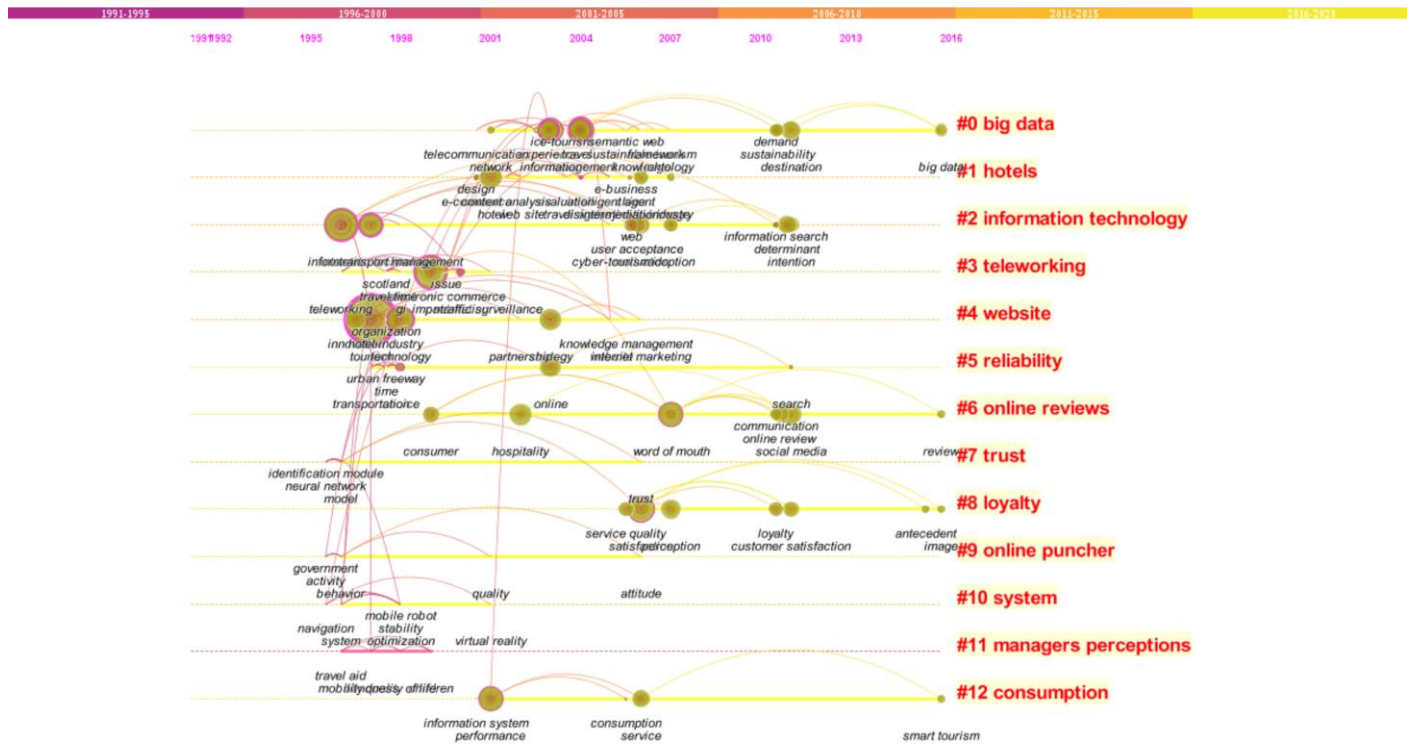


Fig. 9. Timeline visualization of co-occurring keywords

4.9 Changes That Technology Has Brought to Tourism and Future Research Directions

From the demand perspective, technologies enriched the number of options for consumers in hospitality and tourism. Smartphones that are being used today provide the opportunities for consumers to access the Internet anytime and anywhere. Social networking services (SNS) such as Facebook, Instagram and Twitter provide platforms for tourists to get advice from online reviews or share their experience with others. SNS engagement can also have a direct impact on electronic word-of-mouth (e-WOM) of the intentions of users (Okazaki & Yagüe, 2012). In the hotel scene, technological advancements of artificial intelligence (AI) play an important role in enhancing consumers’ satisfaction and experience, and stimulating consumers’ motivation to engage in the service encounters. From the suppliers’ perspective, technologies applied in hospitality and tourism improve the service quality and help proprietors to save costs (Business Wire, 2018). Based on the above analysis, several future research directions are summarized from recent studies:

- Security and privacy problems in AI systems (Ivanov & Webster, 2020; Tussyadiah, 2020)
- Customer’s acceptance of different technologies and intentions to use different technologies in various service scenarios (Go, Kang, & Suh, 2020; Lin, Chi, & Gursoy, 2020)
- The coordination problems of multi-agent systems in smart tourism and the establishment of ecosystem (Buhalis & Leung, 2018)
- Applications of AR technologies in hospitality and tourism (Paliokas et al., 2020) and their impact on consumer’s behaviors and psychology
- The role of technologies during epidemics and pandemics in tackling complex problems (Pillai, Haldorai, Seo, & Kim, 2021)

4.10 Implications

This paper can assist academic researchers in exploring ideas from the massive research data of predecessors and

understanding current research situation in the related fields. The use of CiteSpace to excavate the structure and development of knowledge in a visual way can assist in presenting the research hot spot and emerging trend through reference analysis and keyword burst analysis. In addition, the co-occurrence analysis of countries, authors and institutions efficiently detect the contribution and cooperation between different academic organizations can be regarded as important indicators to evaluate the level and quality of present research status. Furthermore, it is of great importance for academic researchers to select articles with high quality, confirm research objects rapidly, and expand the depth and breadth of certain research area.

5. Conclusions and Future Research

This study presents the role and development of technology in smart tourism research using a bibliometric analysis method. It aims to provide researchers the information on the development of tourism technology, current research focus, and the trend in tourism technology. We draw the following conclusions from the bibliometric analysis results of research on technology in smart tourism:

Scholars focused on the role of technology in tourism, and the number of related papers published has been increasing in recent years. From 2007 to 2020, relevant papers have grown rapidly, reflecting the interaction between technology and tourism. *Tourism Management*, *Journal of Travel Research*, and *Annals of Tourism Research*, as leading journals in tourism research, include more research about tourism-related technology than other journals. In terms of contributions, the most active institutions include the Hong Kong Polytechnic University, the University of Central Florida, and Bournemouth University. Researchers in these institutions (e.g., Rob Law, Ulrike Gretzel, and Dimitrios Buhalis) have close connections in tourism technology and greatly contributed to the topic, as reflected in the high co-citation frequency of their papers (Buhalis & Law, 2008; Xiang & Gretzel, 2010).

We also conducted reference analysis to identify the most

cited papers. Our findings show eight topics frequently discussed by authors. These topics include word-of-mouth, online reviews, user-generated content and big data, social media, marketing, web and Internet, travel choice and consumer choice, and online bookings/hotel bookings. In general, the top 10 articles are mainly review articles and those related to the effect of technology on tourism. Through keyword burst analysis, we also find research hotspots and emerging trends. The period of the co-occurrence keywords displayed in Figure 9 shows the top 13 clusters, including “big data,” “hotels,” “information technology,” “teleworking,” “website,” “reliability,” “online reviews,” “trust,” “loyalty,” “online puncher,” “system,” “manager perceptions,” and “consumption.” However, our study has a limitation. Technologies that were included in the present study is the one that have been widely adopted in tourism, such as cloud computing, big data, Internet, AI, and VR and AR technology, and do not include those rarely applied in tourism. In addition, technology adoption in other industries such as automotive industry was not considered in the present study. Moreover, the method that was adopted in the present study was purely quantitative. Future research can consider other recent technologies, such as quantum computing, and how technology adoption in other disciplines change the use of technology in tourism to investigate big data and brain-computer interface technology. Furthermore, a mixed approach can be adopted in the future to explore potential research direction and help study tourist behavior.

Declaration of competing interests

The author(s) declared no potential conflicts of interest with respect to the research, authorship, and/or publication of this article.

Acknowledgements

This research was supported by: Research on cultural evaluation and Protection Development Countermeasures in ethnic minority areas based on big data. China Ethnic Affair Commission Research Programme, 2020-GMD-089. A communication research of Beijing image in overseas social media. Beijing Social Science Foundation, 19JDXCA005. National Natural Science Foundation of China- A Placeality-Based View of Destination Brand DNA Selection (Grant no: 71673015).

ORCID iD

Lina Zhong  <https://orcid.org/0000-0001-7802-1563>

Sunny Sun  <https://orcid.org/0000-0002-4508-854X>

Rob Law  <https://orcid.org/0000-0001-7199-3757>

References

- Business Wire. (2018). *Ali Baba A. I. Labs launches hospitality robot*. Retrieved February 27, 2021 from <https://www.businesswire.com/news/home/20180919005903/en/Alibaba-A.I.-Labs-Launches-Hospitality-Robot>
- Bailón-Moreno, R., Jurado-Alameda, E., & Ruiz-Baños, R. (2006). The scientific network of surfactants: Structural analysis. *Journal of the American Society for Information Science and Technology*, 57(7), 949–960.
- Bar-Ilan, J. (2008). Informetrics at the beginning of the 21st century—A review. *Journal of Informetrics*, 2(1), 1–52.
- Buhalis, D., & Amaranggana, A. (2015). Smart tourism destinations enhancing tourism experience through personalisation of services. In I. Tussyadiah & A. Inversini (Eds.), *Information and communication technologies in Tourism 2015* (pp. 377–389). Cham, Switzerland: Springer International Publishing.
- Buhalis, D., & Law, R. (2008). Progress in information technology and tourism management: 20 years on and 10 years after the Internet—The state of eTourism research. *Tourism Management*, 29(4), 609–623.
- Buhalis, D., & Leung, R. (2018). Smart hospitality—Interconnectivity and interoperability towards an ecosystem. *International Journal of Hospitality Management*, 71, 41–50.
- Buhalis, D., & Wagner, R. (2013). E-destinations: Global best practice in tourism technologies and applications. In L. Cantoni & Z. Xiang (Eds.), *Information and communication technologies in Tourism 2013* (pp. 119–130). Berlin, Heidelberg, Germany: Springer.
- Chang, F., Dean, J., Ghemawat, S., Hsieh, W. C., Wallach, D. A., Burrows, M., . . . Gruber, R. E. (2008). Bigtable: A distributed storage system for structured data. *ACM Transactions on Computer Systems*, 26(2), 1–26.
- Chen, C., Hu, Z., Liu, S., & Tseng, H. (2012). Emerging trends in regenerative medicine: A scientometric analysis in CiteSpace. *Expert Opinion on Biological Therapy*, 12(5), 593–608.
- Chen, S., Law, R., Xu, S., & Zhang, M. (2020). Bibliometric and visualized analysis of mobile technology in tourism. *Sustainability*, 12(19), 7975–7990.
- Dean, J., Ghemawat, S., & Mehta, B. (2008). MapReduce: Simplified data processing on large clusters. *Communications of the ACM*, 51(1), 107–113.
- Dong, F., Wu, C., & Gao, S. (2019). Cloud computing-based big data processing and intelligent analytics. *Concurrency and Computation: Practice and Experience*, 31, 1–3. <https://doi.org/10.1002/cpe.5531>
- Dzikowski, P. (2018). A bibliometric analysis of born global firms. *Journal of Business Research*, 85, 281–294.
- Fang, Y. M., & Lin, C. (2019). The usability testing of VR interface for tourism apps. *Applied Sciences*, 9(16), 3215–3225.
- Fang, Y., Yin, J., & Wu, B. (2018). Climate change and tourism: A scientometric analysis using CiteSpace. *Journal of Sustainable Tourism*, 26(1), 108–126.
- Galatis, P., Gavalas, D., Kasapakis, V., Pantziou, G. E., & Zaroliagis, C. D. (2016, November 30–December 1). Mobile augmented reality guides in cultural heritage. *Proceedings of the 8th EAI International Conference on Mobile Computing, Applications and Services* (pp. 11–19). Cambridge, UK.
- Ghemawat, S., Gobiuff, H., & Leung, S. T. (2003, October 19–22). The google file system. *Proceedings of the Nineteenth ACM Symposium on Operating Systems Principles* (pp. 29–43). The Sagamore, Bolton Landing (Lake George), New York.
- Go, H., Kang, M., & Suh, S. C. (2020). Machine learning of robots in tourism and hospitality: Interactive technology acceptance model (iTAM)—Cutting edge. *Tourism Review*, 75(4), 625–636.
- Gretzel, U., & Collier de Mendonça, M. (2019). Smart destination brands: Semiotic analysis of visual and verbal signs. *International Journal of Tourism Cities*, 5(4), 560–580.
- Gretzel, U., Fuchs, M., Baggio, R., Hoepken, W., Law, R., Neidhardt, J., . . . Xiang, Z. (2020). e-tourism beyond COVID-19: A call for transformative research. *Information Technology and Tourism*, 22(2), 187–203.
- Gretzel, U., Sigala, M., Xiang, Z., & Koo, C. (2015). Smart tourism: Foundations and developments. *Electronic Markets*, 25(3), 179–188.
- Gretzel, U., Zhong, L., & Koo, C. (2016). Application of smart tourism to cities. *International Journal of Tourism Cities*, 2(2), 1–3.
- Gu, D., Li, J., Li, X., & Liang, C. (2017). Visualizing the knowledge structure and evolution of big data research in healthcare informatics. *International Journal of Medical Informatics*, 98, 22–32.
- Guttentag, D. A. (2010). Virtual reality: Applications and implications for tourism. *Tourism Management*, 31(5), 637–651. <https://doi.org/10.1016/j.tourman.2009.07.003>
- Hemanth, J. D., Kose, U., Deperlioglu, O., & de Albuquerque, V. H. C. (2020). An augmented reality-supported mobile application for diagnosis of heart diseases. *Journal of Supercomputing*, 76(2), 1242–1267.
- Ivanov, S., & Webster, C. (2020). Robots in tourism: A research agenda for tourism economics. *Tourism Economics*, 26(7), 1065–1085.
- Jin, Y., Ji, S., Li, X., & Yu, J. (2017). A scientometric review of hotspots and emerging trends in additive manufacturing. *Journal of Manufacturing Technology Management*, 28(1), 18–38.
- Johnson, A.-G., & Samakovlis, I. (2019). A bibliometric analysis of knowledge development in smart tourism research. *Journal of Hospitality and Tourism Technology*, 10(4), 600–623.
- Law, R., Leung, D., & Chan, I. C. C. (2019). Progression and development of information and communication technology research in hospitality and tourism: A state-of-the-art review. *International Journal of Contemporary Hospitality Management*, 32(2), 511–534.
- Leung, D., Law, R., van Hoof, H., & Buhalis, D. (2013). Social media in tourism and hospitality: A literature review. *Journal of Travel and Tourism Marketing*, 30(1–2), 3–22.
- Leung, X. Y. (2019). Technology-enabled service evolution in tourism: A perspective article. *Tourism Review*, 75(1), 279–282.

- Li, J., Bonn, M. A., & Ye, B. H. (2019). Hotel employee's artificial intelligence and robotics awareness and its impact on turnover intention: The moderating roles of perceived organizational support and competitive psychological climate. *Tourism Management*, 73, 172–181.
- Li, L., Lu, L., Xu, Y., & Sun, X. (2020). The spatiotemporal evolution and influencing factors of hotel industry in the metropolitan area: An empirical study based on China. *PLOS ONE*, 15(5), e0231438.
- Lin, H., Chi, O. H., & Gursoy, D. (2020). Antecedents of customers' acceptance of artificially intelligent robotic device use in hospitality services. *Journal of Hospitality Marketing and Management*, 29(5), 530–549.
- Litvin, S. W., Goldsmith, R. E., & Pan, B. (2008). Electronic word-of-mouth in hospitality and tourism management. *Tourism Management*, 29(3), 458–468.
- Liu, Z., Chen, Y., & Hou, H. (2008). *Mapping knowledge domains: Methods and application*. Beijing: People's Publishing House.
- Mariani, M., Baggio, R., Fuchs, M., & Höpken, W. (2018). Business intelligence and big data in hospitality and tourism: A systematic literature review. *International Journal of Contemporary Hospitality Management*, 30(12), 3514–3554.
- Martens, C. D. P., Lacerda, F. M., Belfort, A. C., & de Freitas, H. M. R. (2016). Research on entrepreneurial orientation: Current status and future agenda. *International Journal of Entrepreneurial Behavior and Research*, 22(4), 556–583.
- Mehmood, F., Ahmad, S., & Kim, D. (2019). Design and development of a real-time optimal route recommendation system using big data for tourists in Jeju Island. *Electronics*, 8(5), 506–527.
- Munar, A. M., & Jacobsen, J. Kr. S. (2014). Motivations for sharing tourism experiences through social media. *Tourism Management*, 43, 46–54.
- Murphy, J., Gretzel, U., & Pesonen, J. (2019). Marketing robot services in hospitality and tourism: The role of anthropomorphism. *Journal of Travel and Tourism Marketing*, 36(7), 784–795.
- Murphy, J., Hofacker, C., & Gretzel, U. (2017). Dawning of the age of robots in hospitality and tourism: Challenges for teaching and research. *European Journal of Tourism Research*, 15, 104–111.
- Nazir, F. A., Edwards, D. J., Shelbourn, M., Martek, I., Thwala, W. D. D., & El-Gohary, H. (2021). Comparison of modular and traditional UK housing construction: A bibliometric analysis. *Journal of Engineering, Design and Technology*, 19, 164–186.
- Okazaki, S., & Yagüe, M. J. (2012). Responses to an advergame campaign on a mobile social networking site: An initial research report. *Computers in Human Behavior*, 28, 78–86.
- Olawumi, T. O., & Chan, D. W. M. (2018). A scientometric review of global research on sustainability and sustainable development. *Journal of Cleaner Production*, 183, 231–250.
- Ong, S. K., & Nee, A. Y. C. (2013). *Virtual and augmented reality applications in manufacturing*. London, UK: Springer-Verlag.
- Paliokas, I., Patenidis, A. T., Mitsopoulou, E. E., Tsita, C., Pehlivanides, G., Karyati, E., ... Tzovaras, D. (2020). A gamified augmented reality application for digital Heritage and Tourism. *Applied Sciences*, 10(21), 7868–7885.
- Pillai, S. G., Haldorai, K., Seo, W. S., & Kim, W. G. (2021). COVID-19 and hospitality 5.0: Redefining hospitality operations. *International Journal of Hospitality Management*, 94, 102869.
- Poux, F., Valembos, Q., Mattes, C., Kobbelt, L., & Billen, R. (2020). Initial user-centered design of a virtual reality heritage system: Applications for digital tourism. *Remote Sensing*, 12(16), 2583–2614.
- Qin, S., Man, J., Wang, X., Li, C., Dong, H., & Ge, X. (2019). Applying big data analytics to monitor tourist flow for the scenic area operation management. *Discrete Dynamics in Nature and Society*, 2019, 1–11.
- Serra Cantalops, A., & Salvi, F. (2014). New consumer behavior: A review of research on eWOM and hotels. *International Journal of Hospitality Management*, 36, 41–51. <https://doi.org/10.1016/j.ijhm.2013.08.007>
- Shao, J., Chang, X., & Morrison, A. (2017). How can big data support smart scenic area management? An analysis of travel blogs on Huashan. *Sustainability*, 9(12), 2291–2307.
- Sparks, B. A., & Browning, V. (2011). The impact of online reviews on hotel booking intentions and perception of trust. *Tourism Management*, 32(6), 1310–1323.
- Tranfield, D., Denyer, D., & Smart, P. (2003). Towards a methodology for developing evidence-informed management knowledge by means of systematic review. *British Journal of Management*, 14(3), 207–222.
- Tsaih, R. H., & Hsu, C. C. (2018, December 2–6). Artificial intelligence in smart tourism: A conceptual framework. In *Proceeding of 2018 international conference on electronic business* (pp. 124–133). Guilin, China.
- Tung, V. W. S., & Law, R. (2017). The potential for tourism and hospitality experience research in human-robot interactions. *International Journal of Contemporary Hospitality Management*, 29(10), 2498–2513.
- Tussyadiah, I. (2020). A review of research into automation in tourism: Launching the Annals of Tourism Research Curated Collection on Artificial Intelligence and Robotics in Tourism. *Annals of Tourism Research*, 81, 102883. <https://doi.org/10.1016/j.annals.2020.102883>
- Vermeulen, I. E., & Seegers, D. (2009). Tried and tested: The impact of online hotel reviews on consumer consideration. *Tourism Management*, 30(1), 123–127.
- Wang, W., Kumar, N., Chen, J., Gong, Z., Kong, X., Wei, W., & Gao, H. (2020). Realizing the potential of the Internet of things for smart tourism with 5G and AI. *IEEE Network*, 34(6), 295–301.
- Wang, Z., Ma, D., Pang, R., Xie, F., Zhang, J., & Sun, D. (2020). Research progress and development trend of social media big data (SMBD): Knowledge mapping analysis based on CiteSpace. *ISPRS International Journal of Geo-Information*, 9(11), 632–647.
- Xiang, Z., & Gretzel, U. (2010). Role of social media in online travel information search. *Tourism Management*, 31(2), 179–188.
- Yang, C., Huang, Q., Li, Z., Liu, K., & Hu, F. (2017). Big Data and cloud computing: Innovation opportunities and challenges. *International Journal of Digital Earth*, 10(1), 13–53.
- Yang, J., & Chew, E. (2020). A systematic review for service humanoid robotics model in hospitality. *International Journal of Social Robotics*.
- Yang, X., Wang, X., Li, X., Gu, D., Liang, C., Li, K., ... Zhong, J. (2020). Exploring emerging IoT technologies in smart health research: A knowledge graph analysis. *BMC Medical Informatics and Decision Making*, 20(1), 260.
- Ye, B. H., Ye, H., & Law, R. (2020). Systematic review of smart tourism research. *Sustainability*, 12(8), 3401–3415.
- Ye, Q., Law, R., Gu, B., & Chen, W. (2011). The influence of user-generated content on traveler behavior: An empirical investigation on the effects of e-word-of-mouth to hotel online bookings. *Computers in Human Behavior*, 27(2), 634–639.
- Yu, M., Song, J., & Zhang, C. (2019). Research on the system of smart city park based on cloud computing. *Cluster Computing*, 22(Suppl. 4), 8279–8290.
- Zhang, J., & Dong, L. (2021). Image monitoring and management of hot tourism destination based on data mining technology in big data environment. *Microprocessors and Microsystems*, 80, 103515.
- Zhao, L., Tang, Z., & Zou, X. (2019). Mapping the knowledge domain of smart-city research: A bibliometric and scientometric analysis. *Sustainability*, 11(23), 6648–6675.
- Zhong, L., Yang, L., Rong, J., & Li, X. (2020). A complexity analysis of user interaction with hotel robots. *Complexity*, 2020, 1–13.
- Zhou, X., Xu, C., & Kimmons, B. (2015). Detecting tourism destinations using scalable geospatial analysis based on cloud computing platform. *Computers, Environment and Urban Systems*, 54, 144–153.
- Zyda, M. (2005). From visual simulation to virtual reality to games. *Computer*, 38(9), 25–32.

Author Biographies

Lina Zhong is a Professor at Institute for Big Data Research in Tourism, Beijing International Studies University. Her research interests are tourism big data analysis and regional planning for destinations.

Mengyao Zhu is a Mster student at Institute for Big Data Research in Tourism, Beijing International Studies University. Her research interests are are technology applications to tourism and information management.

Sunny Sun is an Assistant Professor at College of Asia Pacific Studies, Ritsumeikan Asia Pacific University. Her research interests are Consumer Behavior and Information and Communications Technology.

Rob Law is a Professor at School of Hotel & Tourism Management, The Hong Kong Polytechnic University. His research interests are technology applications to tourism and information management.